



INSTRUCTIONS D'ASSEMBLAGE
ASSEMBLY INSTRUCTIONS

MONARCH
SPECIALTIES INC.

I 3230

TABLE DE SALON -
GRIS CIMENTE ET VERRE TREMPE

COFFEE TABLE -
GREY CEMENT WITH TEMPERED GLASS

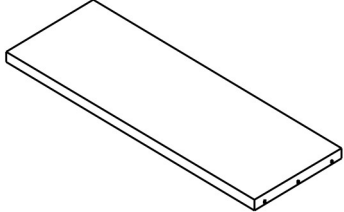




POUR DE L'ASSISTANCE OU POUR COMMANDER
DES PIÈCES CONTACTEZ NOTRE DÉPARTEMENT
DE SERVICE À LA CLIENTÈLE.

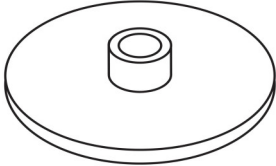

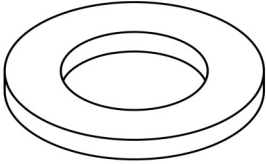
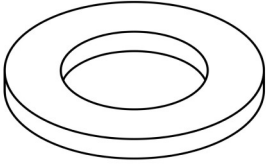
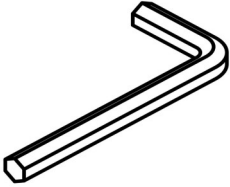
FOR ASSISTANCE OR TO ORDER PARTS
CONTACT OUR CUSTOMER SERVICE DEPARTMENT

WWW.MONARCHSERVICE.COM

LISTE DES PIÈCES
PARTS LIST

| PIÈCE / PART # | IMAGE | DESCRIPTION | QTY / QTÉ |
|----------------|---|---|-----------|
| 1 |  | <p>COFFEE TABLE TOP SURFACE TABLE À CAFE</p> | 1 |
| 2 |  | <p>GLASS PANEL PANNEAU EN VERRE</p> | 2 |
| 3 |  | <p>PLASTIC BAR BARRE DE PLASTIQUE</p> | 2 |

LISTE DES PIÈCES DE MONTAGE
HARDWARE LIST

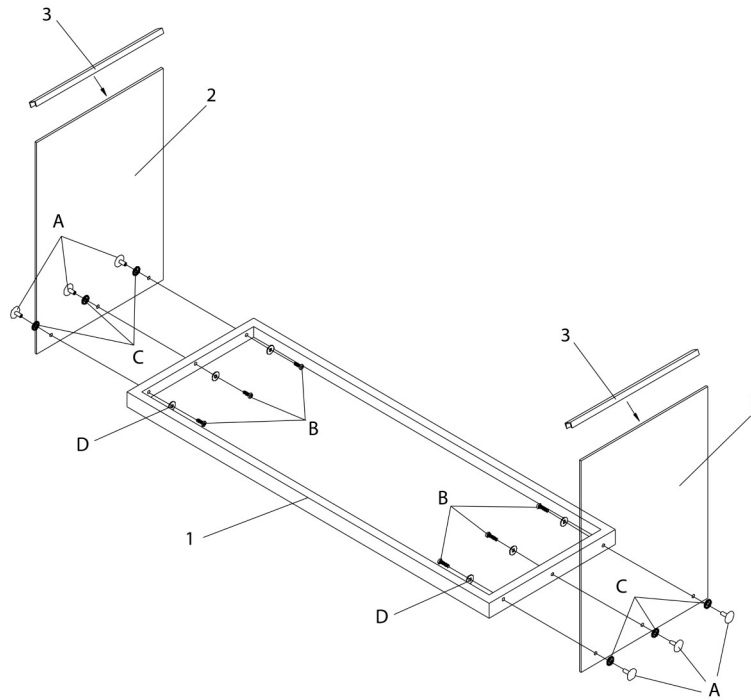
| PIÈCE / PART # | IMAGE | DESCRIPTION | QTY / QTÉ |
|----------------|---|--|-----------|
| A |  | SCREW CAP - Ø1/4" X 1 3/8" CAPUCHON DE VIS - Ø1/4" X 1 3/8" | 6 |
| B |  | ASSEMBLING BOLT - Ø1/4" X 1 7/8" BOULON D'ASSEMBLAGE - Ø1/4" X 1 7/8" | 6 |
| C |  | PLASTIC WASHER - Ø3/8" RONDELLE DE PLASTIQUE - Ø3/8" | 6 |
| D |  | METAL WASHER - Ø1/4" RONDELLE DE MÉTAL - Ø1/4" | 6 |
| E |  | HEX KEY CLÉ HEXAGONALE | 1 |



OUTIL DE VÉRIFICATION DE DIMENSIONS DES PIÈCES
HARDWARE DIMENSIONS VERIFICATION TOOL



ÉTAPE / STEP 1



ÉTAPE / STEP 2

